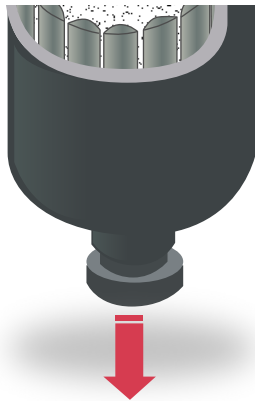


PSM PRECISION SCREEN
MANUFACTURING

Reactor Internals



A

Intel Baffle Basket
25mm Ceramic Balls

25mm Ceramic Balls

Silica Gel Guard

Molecular Sieve

3mm Ceramic Balls

6mm Ceramic Balls

D

Outlet Baffle Basket
DtEC Drg.No. 1436-GA-400

Floating Screens - separates catalyst layers or protects support beds, center tubes, inlet and outlet baskets, scalops. Such as 2, 4, 8, 10 mesh, 0.63 wire dia

B

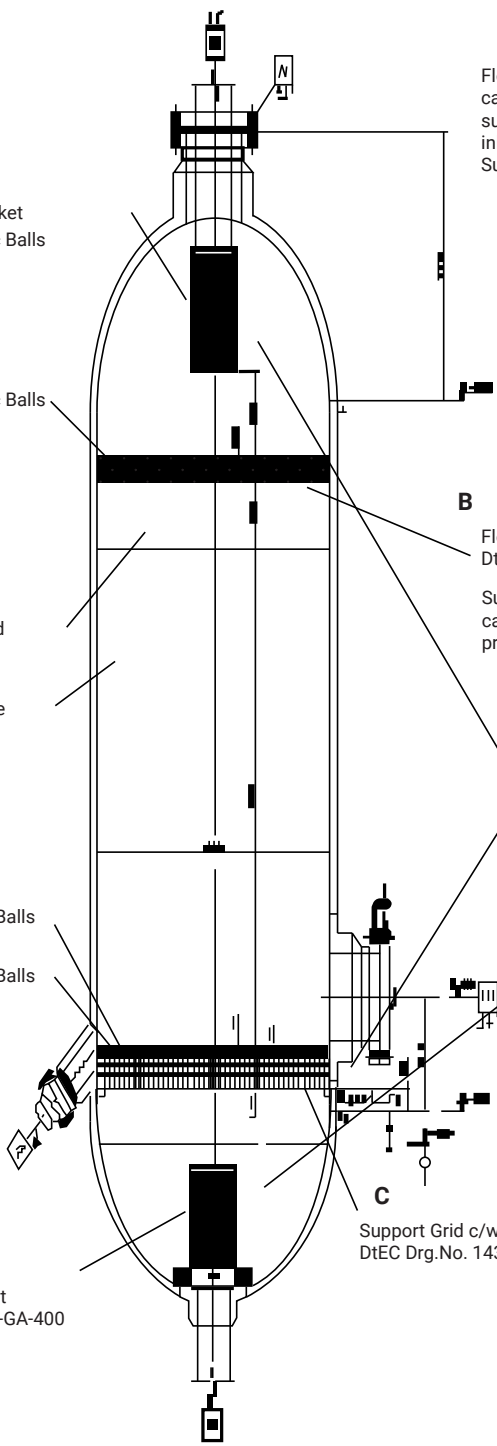
Floating Mesh Screen
DtEC Drg.No. 1436-GA-200

Support bed grids - eliminates catalyst migration while promoting maximum process flow

C

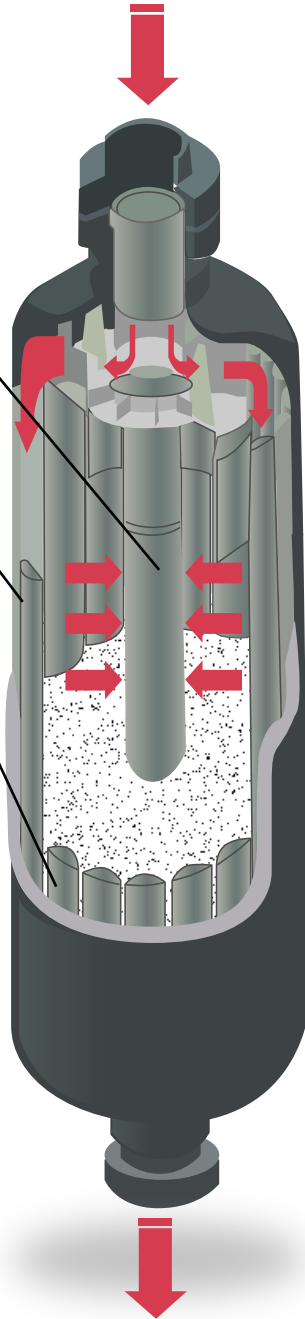
Support Grid c/w Mesh Screens
DtEC Drg.No. 1436-GA-300

Inlet and outlet baskets - high flow, heavy duty filter for reactors



Center tubes - distributor systems for reactors

Center tubes - distributor systems for reactors



ers



PSM TEXAS

1310 Laurel Street
San Antonio, TX 78201

PSM OKLAHOMA

7287 E. Hwy. 88
Oologah, OK 74053

CONTACT US

Toll Free (866) 596-7537
Fax: (866) 896-7537
www.psm-mfg.com